

ICE TRANSPORT SYSTEM SCS-350

ICE BIN WITH CART FOR MODULAR MACHINE

3 YEARS
WARRANTY
PARTS & LABOR



FEATURES

- ▶ ICE BIN CAPACITY OF 302 LBS + 247 LBS/CART
- ▶ AISI 304 STAINLESS STEEL CONSTRUCTION
- ▶ HARD SANITARY POLYETHYLENE LINER, RESISTANT TO BLOWS, AND SCRATCHES
- ▶ EASY CLEANING DESIGN®: SEAMLESS ONE-PIECE LINER WITH ROUNDED CORNERS, AVOIDING POSSIBLE DIRTY POINTS AND FACILITATING CLEANING
- ▶ DRAINAGE SYSTEM THAT COLLECTS AND DRIVES THE WATER TO THE DRAIN KEEPING THE BIN AND FLOOR CLEAN & DRY
- ▶ LARGE CAPACITY EASY CART®, UP TO 247 KG OF ICE (154 KG WITH BUCKETS); ERGONOMIC, EASY TO MOVE WITH LITTLE EFFORT
- ▶ EASY CART® HAS A BRAKING AND DRAINAGE SYSTEM
- ▶ EASY CART® IS MADE OF SANITARY POLYETHYLENE, SMOOTH SURFACE TO FACILITATE CLEANING. IT INCLUDES A COVER TO PREVENT DIRT TO CONTAMINATE THE ICE
- ▶ BASKETS FOR DISTRIBUTING ICE QUICKLY AND EFFORTLESSLY CAN BE INCLUDED (ACCESSORY)



RECOMMENDED MACHINES



SPIKA

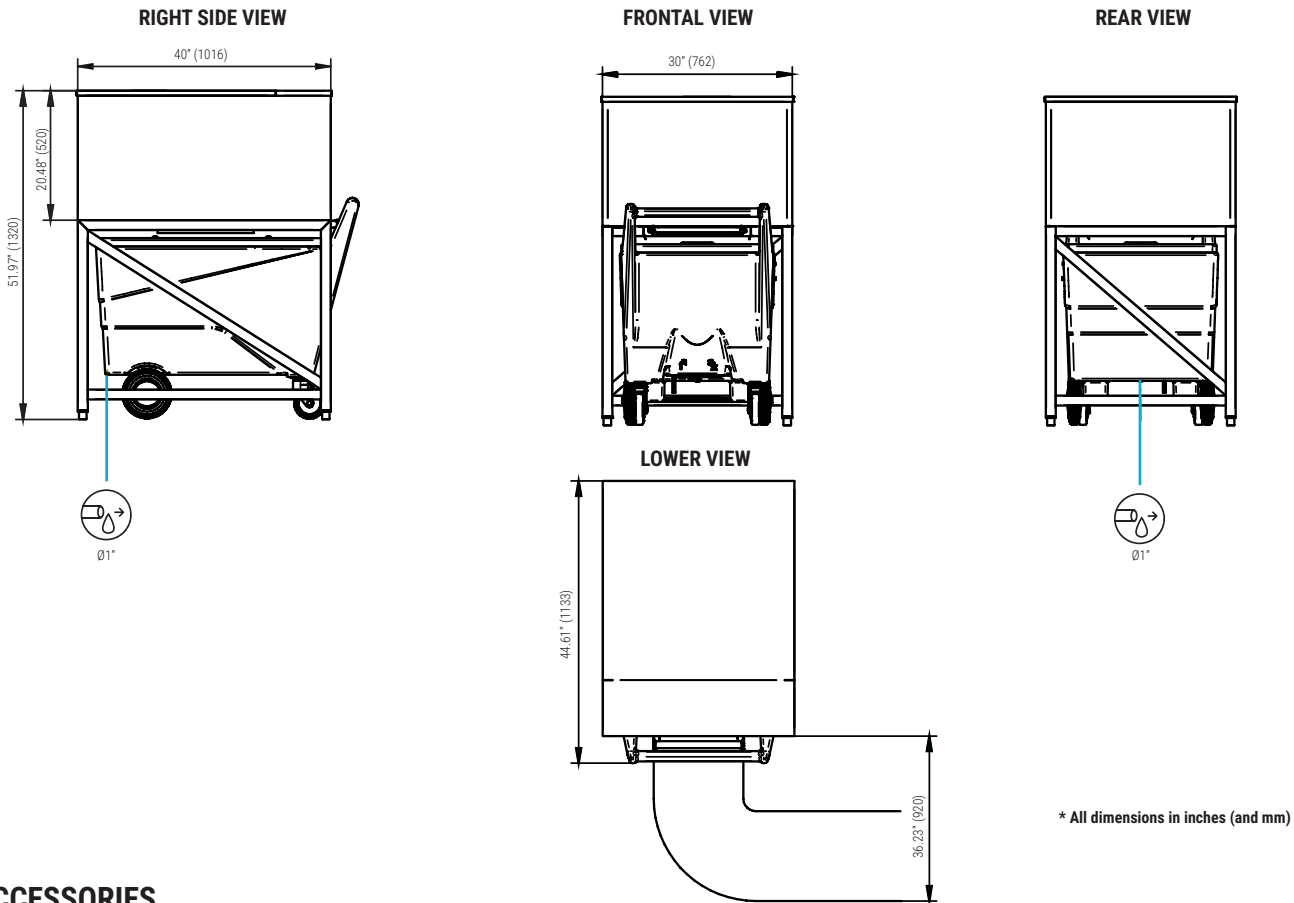


ICE QUEEN



TECHNICAL SCHEME

BIN SCS-350



ACCESSORIES

INCLUDED



WATER OUTLET HOSE



SCOOP

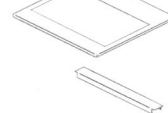


PADDLE



PADDLE HANGER

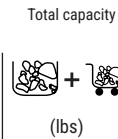
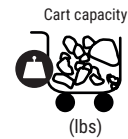
NOT INCLUDED



ADAPTER PLATES



BUCKETS



BIN SCS-350

309

243

247

556

Width 30"(762)
 Depth 40"(1,016)
 Height 51.97"(1,320)

165

Width 37.88"(962)
 Depth 47.88"(1,216)
 Height 59.85"(1,520)

181



ITV Ice Makers, Inc.
 3905 Center Loop - Suite 500
 Orlando, FL 32808
 Phone: 1 407 826 1860 | Fax: 1 407 826 1861
 Toll Free: 1 888 488 1423
 sales@itvice.com | www.itvice.com



SERVICE
 service@itvice.com
 Skype: service@itvice.com
 PHONE: +1 888 488 1423
 FROM 8AM TO 5PM EST



Read our warranty policy
 to know more about
 limitations and exclusions

